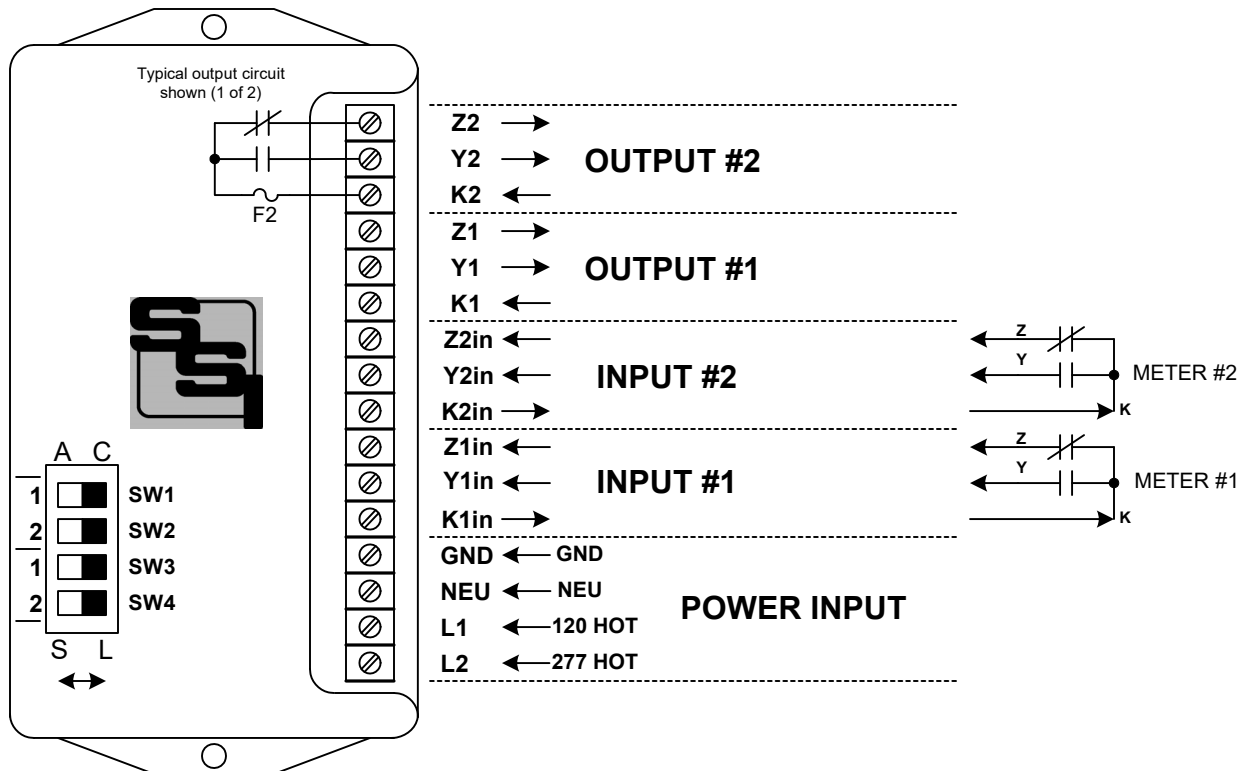


SPR-22

Standard Solid State

PULSE ISOLATION RELAY INSTRUCTION SHEET



MOUNTING POSITION - The SPR-22 may be mounted in any position.

POWER INPUT - For a power supply of 120VAC, connect the AC line's "hot" wire to the **L1** terminal. For 208 thru 277 VAC, connect the AC line's "hot" wire to the **L2** terminal. Connect the "neutral" wire to the **NEU** terminal. Connect the **GND** terminal to the electrical system ground. If no neutral exists, wire both the NEU and GND terminals. If Neutral does not exist at the meter, connect both NEU and GND to Ground.


INPUT CONNECTIONS - Connect the K terminal of each meter which is supplying pulses to the SPR-22 to the SPR-22' **K1in** and **K2in** terminals. Connect each meter's Y and Z terminals to the respective meter's **Yin** and **Zin** input terminals of the SPR-22.

INPUT TYPE SELECTION - The SPR-22' inputs may be configured as either 2-Wire (Form A) or 3-Wire (Form C). Switch SW1 selects the input configuration for INPUT #1. SW2 sets the input configuration for INPUT #2. Move the sliding switch to the position for the input type desired: (Left for 2-Wire input, Right for 3-wire input.)

FUSES - The fuses are type 3AG and may be up to 1/10 Amp in size. Two 1/10 Amp fuses (F1& F2) are supplied standard with the unit unless otherwise specified.

OUTPUTS - Two 3-wire isolated outputs are provided on the SPR-22, with output terminals K1, Y1 & Z1 and K2, Y2, & Z2. Arc suppression for the contacts of the solid-state relays is provided internally. Each relay channel's input and output are independent and isolated from the other. Inputs may be paralleled if a "splitting" or duplicating relay function is desired.

OUTPUT TIMING - Outputs can be configured as "Long" or "Short" duration. In the Long (L) mode, the output duration is the same as the input pulse length creating a "mirror image" output pulse. In the short (S) mode the output is fixed at approximately 100mS in length. This mode is generally used for Form A end-of-interval (EOI) pulses. Slide switch SW3 and SW4 Left for Short(S), or Right for Long(L).



SOLID STATE INSTRUMENTS

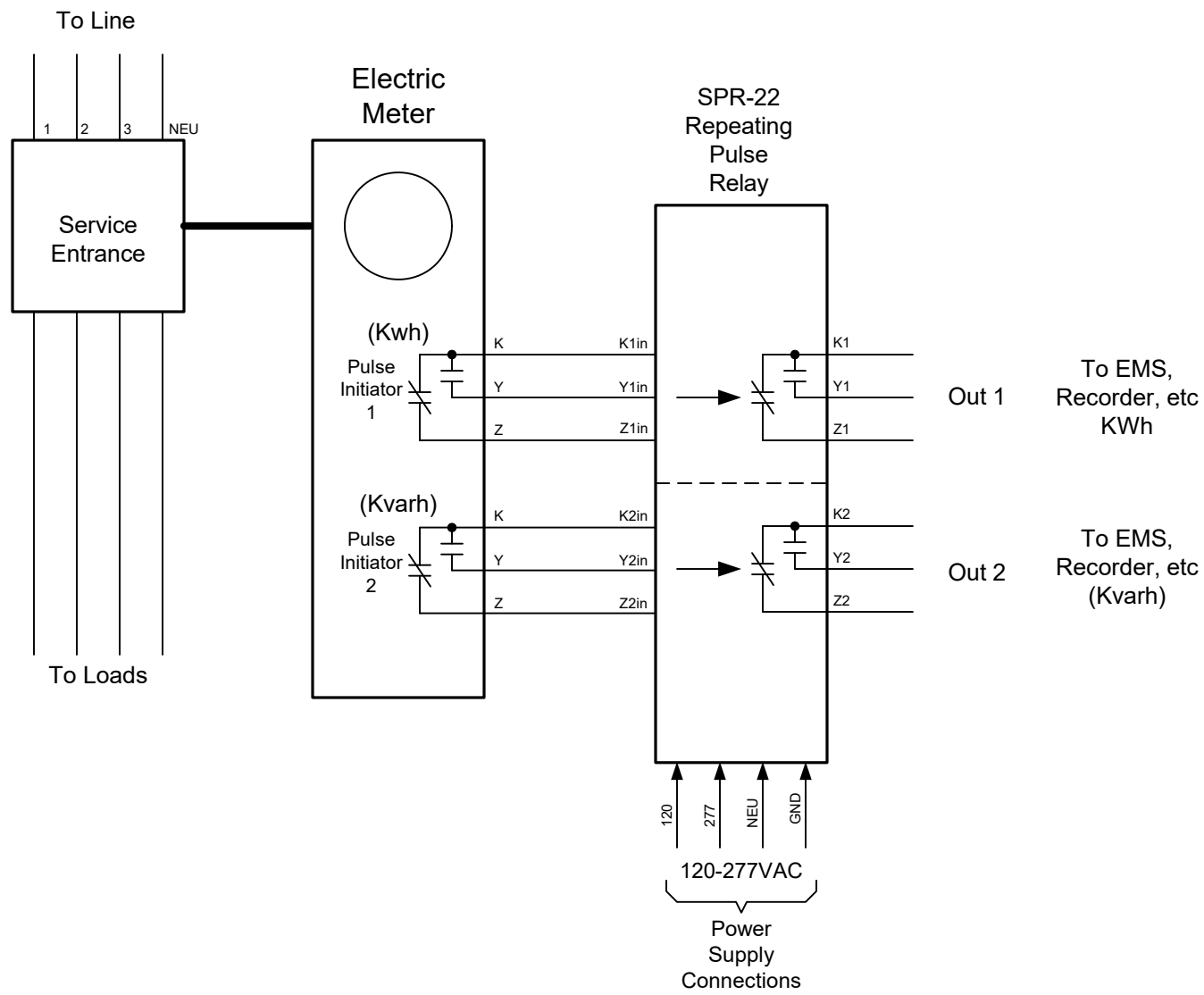
by Radian Research, Inc

3852 Fortune Dr, Lafayette, IN 47905

Phone: (765) 449-5576

Mail: technicalsupport@radianresearch.com

SPR-22 Wiring Diagram



SPR-22 Repeating Pulse Relay Wiring Diagram		REVISIONS	
		NO.	DATE DESCRIPTION
DATE ORIGINAL	SCALE		
01/01/2025	N/A		
LATEST REVISION	JOB NO.	CHECKED	DRAWN
			WHB

**Solid State Instruments
by Radian Research Inc**

3852 Fortune Dr
Lafayette, IN 47905
(765) 449-5576
technicalsupport@radianresearch.com
www.solidstateinstruments.com