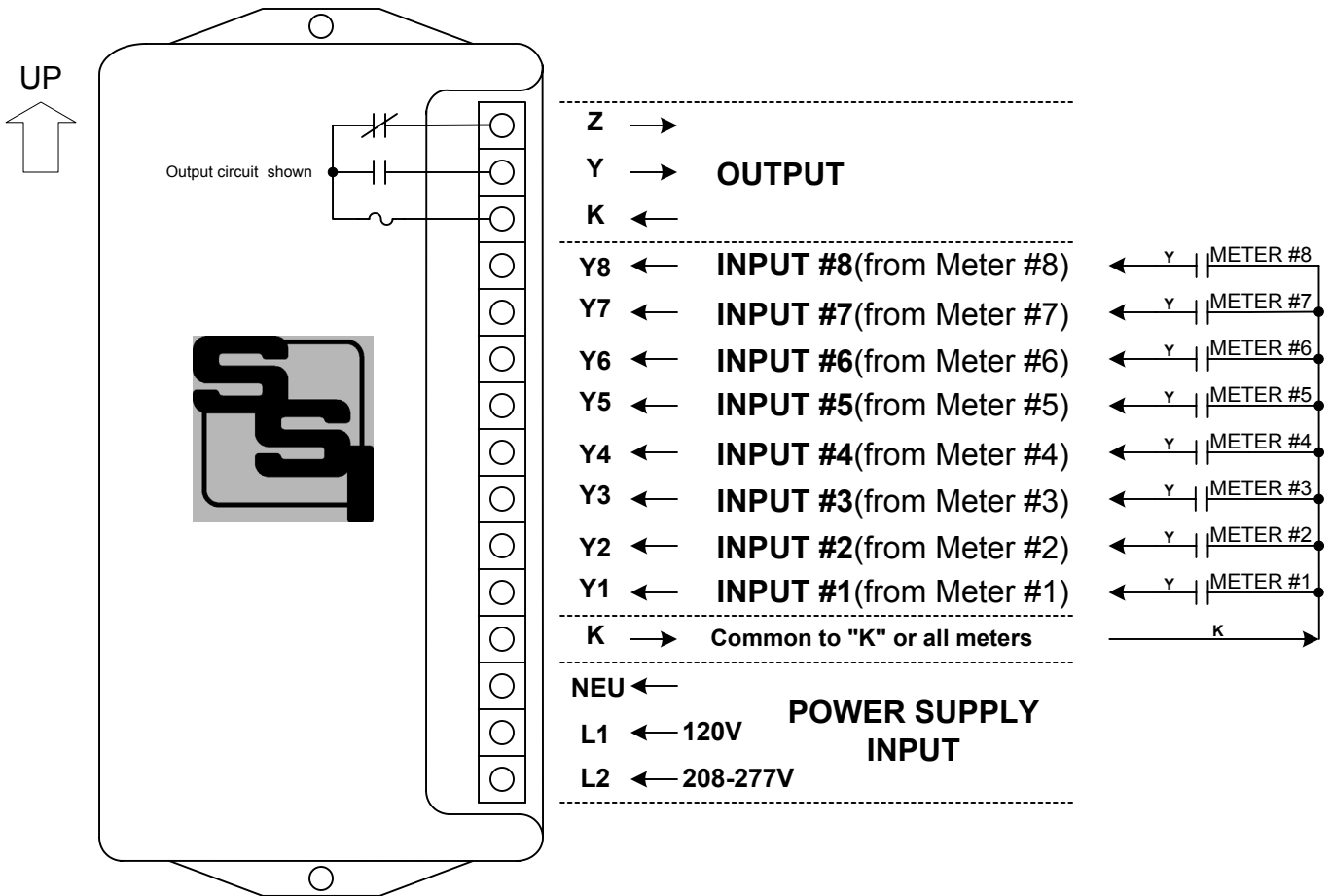


# INSTRUCTION SHEET

## MPT-8B PULSE TOTALIZING RELAY



**MOUNTING POSITION** - Because the MPT-8B contains a mercury-wetted relay, it must be mounted in a vertical position to operate correctly.

**POWER INPUT** - To power the MPT-8B with a 120VAC power supply, use the **NEU** and the **L1** power supply input terminals. For 208, 240 or 277 VAC operation, use the **NEU** and **L2** power supply input terminals.

**METER CONNECTIONS** - The MPT-8B's "K" terminal provides a common return to all of the meters' "K" terminals. The MPT-8B uses only 2-Wire (Form A) inputs. Connect each meter's "Y" terminal to the desired "Y" input terminal of the MPT-8. Each "Y" input provides its own wetting (sense) voltage to the meter's "Y" terminal. Each meter's pulse output can be dry-contact, electromechanical or solid state.

**OUTPUTS** - One three-wire isolated output is provided on the MPT-8B. Arc suppression for the contacts of the mercury-wetted relay is provided internally. The output loads should be limited to 2 Amps by fuse F1. A 1/2 Amp fuse is supplied standard with the unit unless otherwise specified.

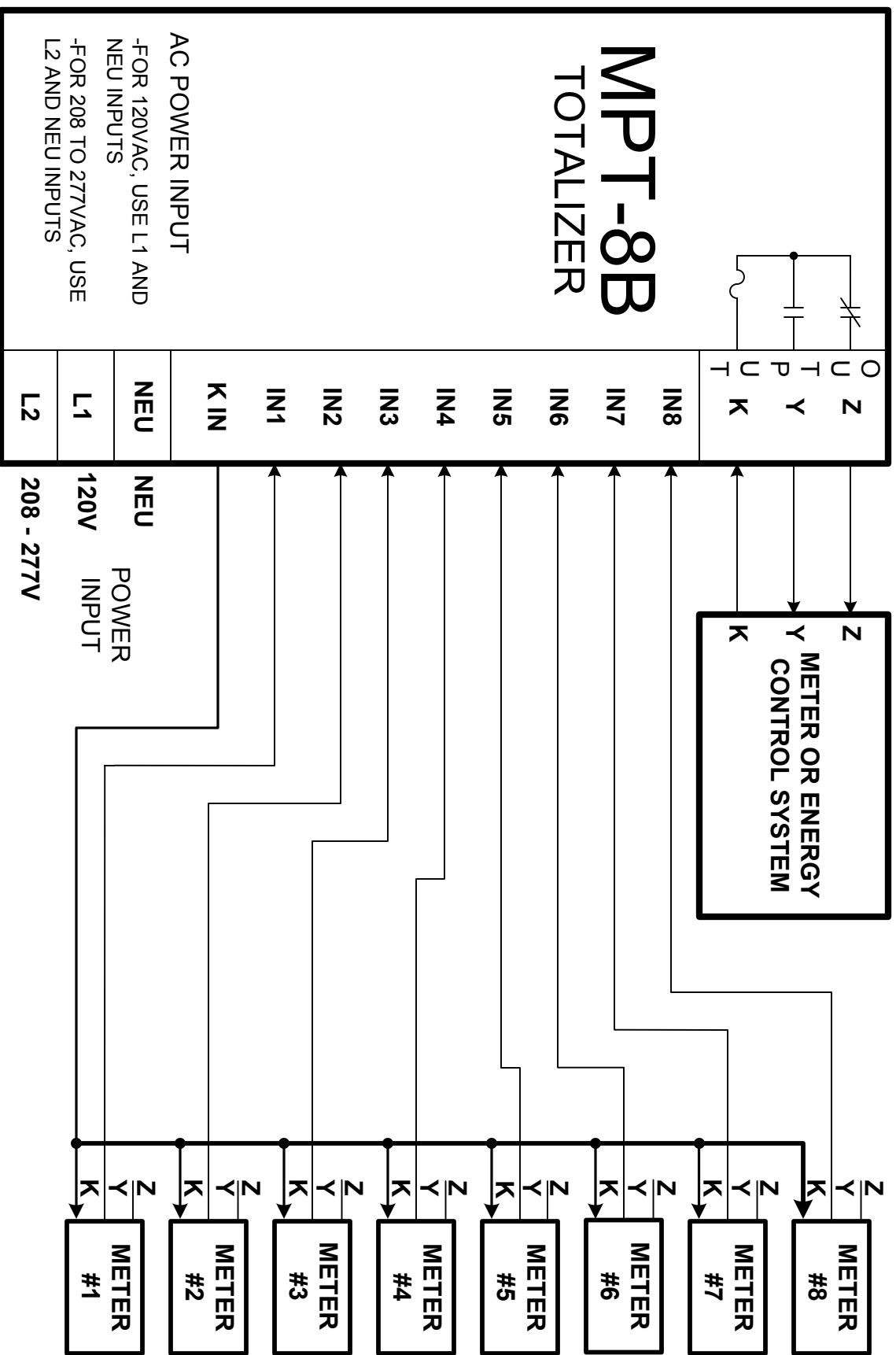


## SOLID STATE INSTRUMENTS

a division of Brayden Automation Corp.  
 6230 Aviation Circle, Loveland Colorado 80538  
 Phone: (970)461-9600 Fax: (970)461-9605  
 E-mail: support@solidstateinstruments.com

# MPT-8B Electrical Wiring

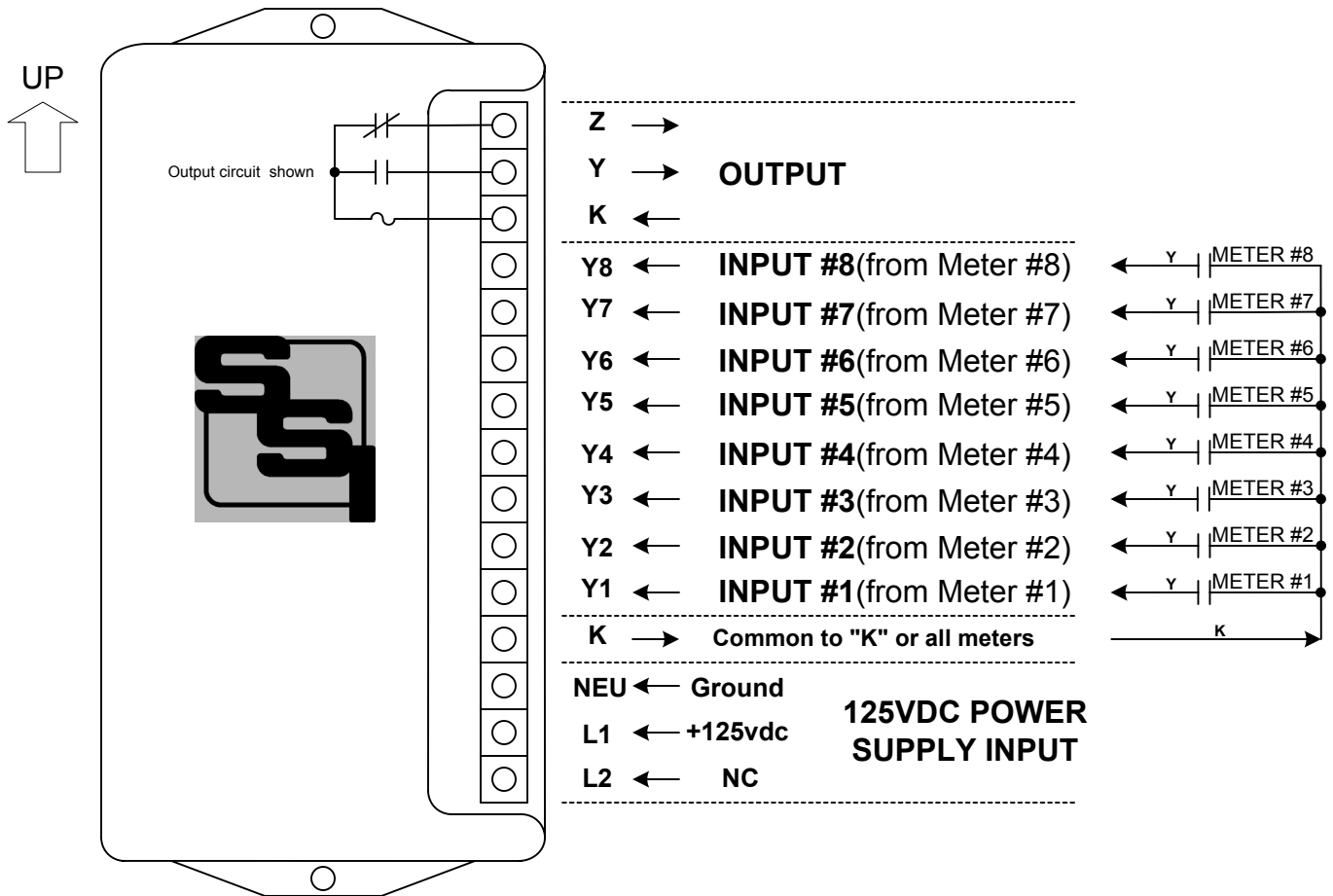
Solid State Instruments, a Division of Brayden Automation Corp. Loveland, Colorado 80538 (970)461-9600



NOTE: A Sense Voltage of +13VDC is applied to the meters via the "Y" or "Z" leads from the MPT-8B. The "K" lead is the common return.

# INSTRUCTION SHEET

## MPT-8B-SP2 PULSE TOTALIZING RELAY



**MOUNTING POSITION** - Because the MPT-8B-SP2 contains a mercury-wetted relay, it must be mounted in a vertical position to operate correctly.

**POWER INPUT** - The MPT-8B-SP2 is configured for a +125VDC power supply input. Connect the "+" lead to the **L1** power supply input terminal. Connect the Ground lead (-) to the **NEU** terminal.

**METER CONNECTIONS** - The MPT-8B-SP2's "K" terminal provides a common return to all of the meters' "K" terminals. The MPT-8B-SP2 uses only 2-Wire (Form A) inputs. Connect each meter's "Y" terminal to the desired "Y" input terminal of the MPT-8-SP2. Each "Y" input provides its own wetting (sense) voltage to the meter's "Y" terminal. Each meter's pulse output can be dry-contact, electromechanical or solid state.

**OUTPUTS** - One three-wire isolated output is provided on the MPT-8B-SP2. Arc suppression for the contacts of the mercury-wetted relay is provided internally. The output loads should be limited to 2 Amps by fuse F1. A 1/2 Amp fuse is supplied standard with the unit unless otherwise specified.

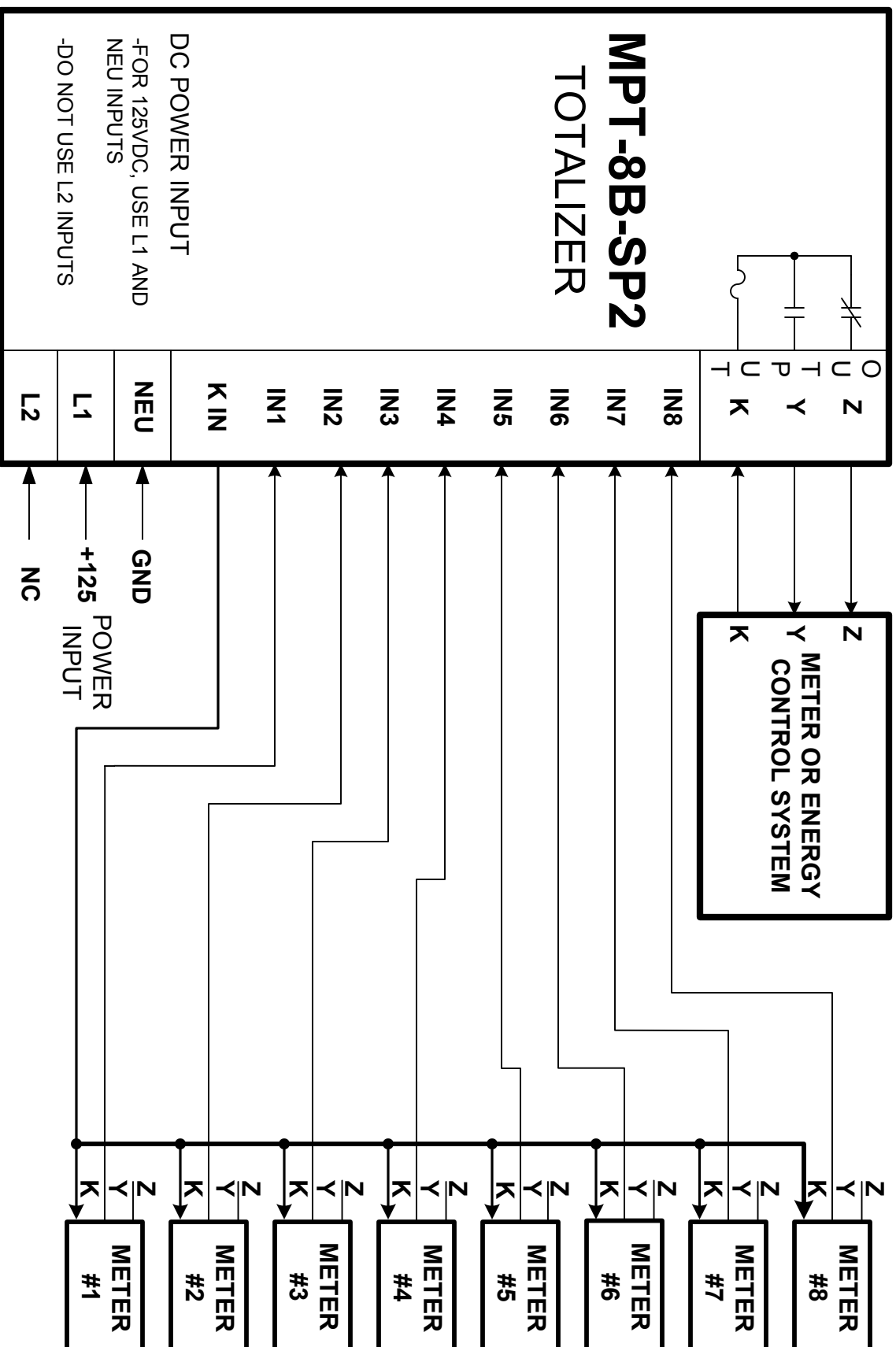


## SOLID STATE INSTRUMENTS

a division of Brayden Automation Corp.  
 6230 Aviation Circle, Loveland Colorado 80538  
 Phone: (970)461-9600 Fax: (970)461-9605  
 E-mail: support@solidstateinstruments.com

# MPT-8B-SP2 Electrical Wiring

Solid State Instruments, a Division of Brayden Automation Corp. Loveland, Colorado 80538 (970)461-9600



NOTE: A Sense Voltage of +13VDC is applied to the meters via the "Y" or "Z" leads from the MPT-8B-SP2. The "K" lead is the common return.